

Lafayette, LA Economic Profile

April 2024

EXECUTIVE SUMMARY



Mandi D. Mitchell
President and CEO

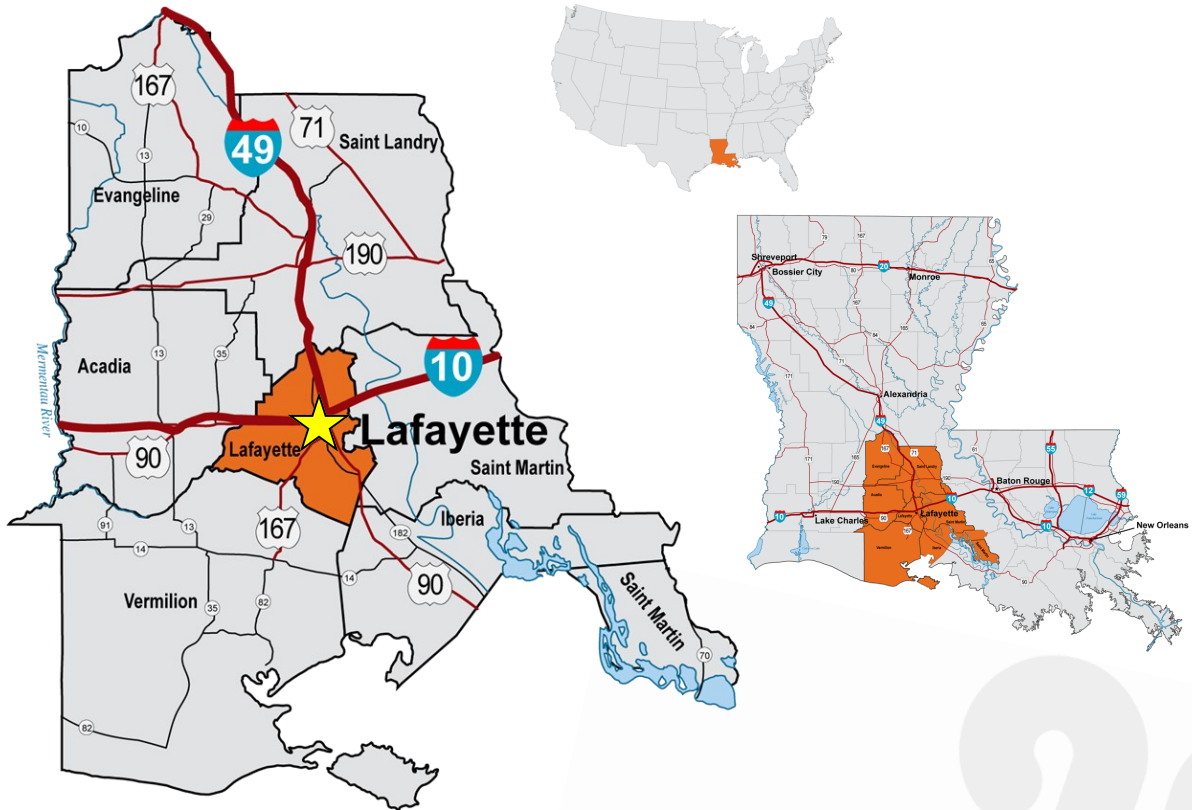
With an estimated population of more than 249,000, the centrally-located parish (county) of **Lafayette** serves as an economic center of south Louisiana. The region's legendary *joie de vivre* and Cajun and Creole cultures are known around the globe, creating a unique environment for work and play. Lafayette is home to a world-class workforce, an integrated transportation network, a diversified business base, preeminent high-tech infrastructure, and a metropolitan appeal. With this foundation, Lafayette Parish is able to foster an economy that supports a growing population and diverse industry sectors.

- Market Access** The intersection of Interstates 10 and 49 is a strategic advantage in transportation and accessibility into and out of the parish. Additionally, Lafayette can be easily reached by the Union Pacific and Burlington Northern Santa Fe Railways, the Lafayette Regional Airport, and the Intercoastal Waterway. The ports of West St. Mary, Vermilion, Iberia, Greater Baton Rouge and the Twin Parish Port are also within 50 miles of Lafayette.
- Incentives** Federal, State and local governments provide an assortment of business incentives that are available to incoming companies and to those existing within Lafayette Parish. Financing assistance, tax abatements and training programs are a few examples of the benefits available.
- Workforce** The Lafayette MSA has a civilian labor force of more than 212,000 individuals. A highly educated workforce is emerging as more students are enrolling and graduating from the university and community college. Local businesses are also taking advantage of development and training programs to educate and enhance the skills of their new and existing employees.
- Business Base** Lafayette has diversified by positioning itself as a medical, transportation, finance, technology, entertainment, education and retail hub. The business base of the parish includes energy services, manufacturing, health care, transportation and distribution, education, technology, finance, tourism, and other service-related industries.
- Infrastructure** Publicly owned and operated, Lafayette Utilities System (LUS) provides the City of Lafayette with electric, water, and wastewater services that are among the lowest priced in the state. LUS Fiber provides some of the fastest internet in the world to customers in the City of Lafayette and some surrounding areas— with speeds up to 10 Gbps.
- Quality of Life** The region's legendary *joie de vivre* and Cajun and Creole culture are known around the globe, creating a unique environment for work and play. Local museums, community events, and festivals provide modern-day arts and culture with a southern flair. The subtropical climate of the "Sportsman's Paradise" is enjoyable in dozens of parks and recreational facilities around Lafayette Parish. Lafayette serves as a hospitable, safe and family-friendly center for retail, education, recreation, and health care.

Lafayette Economic Development Authority
211 East Devalcourt Street
Lafayette, LA 70506
337.593.1400 | www.lafayette.org

This page is intentionally left blank.

MARKET ACCESS



Miles to:

Atlanta, GA	592
Baton Rouge, LA	52
Biloxi, MS	199
Birmingham, AL	423
Dallas, TX	402
Houston, TX	222
Jackson, MS	236
Jacksonville, FL	662
Memphis, TN	449
Mobile, AL	252
New Orleans, LA	129
Oklahoma City, OK	621
San Antonio, TX	396
Tulsa, OK	648

MARKET ACCESS



Railways

- Burlington Northern and Santa Fe Railway Co.
- Union Pacific Railroad Co.
- Louisiana & Delta Railroad, Inc. (L & D)

Motor Freight

- Lafayette is located at the intersection of I-10 and I-49
- Central location for major distribution centers
- Abundant supply of carriers including FedEx, UPS, SAIA Motor Freight, Roadway and others

Air Service

Lafayette Regional Airport (www.lftairport.com)

- Three runways— the longest is 8,001 feet
- Total 2023 Enplanements and Deplanements were 465,530
- Serviced by: American Airlines, Delta Air Lines, and United Airlines
- Signature Flight: full service Fixed Base Operator (www.signatureflight.com/locations/lft)

Acadiana Regional Airport

- Located 13 miles southeast of Lafayette in New Iberia, LA
- Two runways— the longest is 8,002 feet

Waterways

Port of Greater Baton Rouge

- Located 50 miles east of Lafayette, at the convergence of the Mississippi River and the Gulf Intra-coastal Waterway
- Channel depth of 45 ft.
- 3,000 sq. ft. of continuous wharf
- Foreign trade zone
- Unlimited turning basin at cargo docks
- Industrial land available
- 17 miles of rail located within the complex
- On site storage available

Port of Lake Charles

- Located 70 miles west of Lafayette
- Channel depths of 40 ft., Bottom width of 400 ft.
- More than 9,000 linear ft. of harbor front
- Foreign trade zone
- 2 industrial parks
- 20 miles of railway track within the complex
- On site storage available

Port of Iberia

- 20 miles south of Lafayette
- Channel depth is 13 ft., Bottom width is 125 ft., Surface width is 200ft.
- More than 5,000 employees working at the port
- More than 2,000 acres of land under development

Other Area Ports

- Port of West St. Mary: shallow draft port 40 miles south in Franklin, LA
- Port of Vermilion: shallow draft port 15 miles west in Abbeville, LA
- Twin Parish Port: shallow draft port 40 miles southwest in Delcambre, LA

INCENTIVES FINANCING TAXES



Incentives

Lafayette, LA is a business-friendly environment, where leaders work together to ensure the success and prosperity of our community and our business base. There are several resources available in Louisiana that can give businesses that operate here an advantage. Below is a partial list of business incentives that are available. For more information, visit www.opportunitylouisiana.com/business-incentives.

- Angel Investor Tax Credit
- Digital Interactive Media and Software Development Incentive
- Enterprise Zone
- Industrial Tax Exemption
- Quality Jobs
- Research and Development Tax Credit
- Restoration Tax Abatement

Small Business Programs

- Bonding Assistance Program
- CEO Roundtables
- Economic Gardening Initiative
- Hudson Initiative
- Louisiana Contractors Accreditation Institute
- Small and Emerging Business Development Program
- Small Business Loan and Guaranty Program
- STEP grant
- Veteran Initiative

Taxes

Corporate Franchise Tax

- This state tax is levied annually at the rate of \$1.50 per \$1,000 on the first \$300,000 of capital stock, surplus, undivided profits and borrowed capital employed in Louisiana.
- The rate is \$3.00 per \$1,000 after the first \$300,000.
- The minimum tax is \$10.00 per year— a waiver of the corporate franchise tax is allowed under certain incentive programs.

Corporate Income Tax

- Tax ranges from 4% to 8% of the net taxable income.
- Federal income taxes are deductible in computing net taxable income.

Property Tax

- No state property tax in Louisiana.
- 2024 Lafayette City and Parish property tax millage is 104.60 mills.
- For property outside of the city limits of Lafayette, the total millage is 86.41.
- Several types of exemptions are available in Lafayette Parish. If you own property that you reside in, you may apply for homestead exemption which reduces the taxable value of your home by \$75,000, resulting in substantial savings on your property taxes.

INCENTIVES FINANCING TAXES



Sales Tax

- Sales tax is levied on the retail sale of personal property, goods used or stored for use in Louisiana and on leases and rentals of tangible personal property and certain services.
- Louisiana state sales tax is 4.45%.
- Lafayette Parish sales tax is 2.0%
- Municipal sales tax:
 - City of Lafayette and areas outside all city limits: 2.0%
 - City of Broussard: 2.5%
 - City of Scott: 3.0%
 - City of Carencro and Town of Duson: 3.0%
 - City of Youngsville : 3.5%
- There are special taxing districts and economic development districts in the parish that levy additional taxes for infrastructure improvements. A list of those can be found at www.lataonline.org.

WORKFORCE & LABOR



Availability & Cost of Labor

- The Lafayette Metropolitan Statistical Area (Acadia, Iberia, Lafayette, St. Martin and Vermilion Parishes) offers a large, skilled workforce.
- See the Economic Indicators section for statistics on the Civilian Labor Force, Unemployment Rate and Employment by Industry.

Cost of Labor- Annual Median Wage					
Occupation	Lafayette	Houston	Atlanta	Jackson	San Antonio
Accountant	\$63,000	\$80,730	\$78,580	\$60,400	\$76,940
Architect/Engineer	\$72,610	\$93,090	\$80,830	\$76,010	\$78,160
Education/Library	\$48,170	\$62,150	\$59,850	\$47,250	\$58,850
Registered Nurse	\$71,250	\$82,340	\$82,850	\$64,200	\$79,020
Sales Representative	\$59,030	\$62,110	\$57,460	\$45,090	\$50,680
Software Developer	\$86,150	\$117,800	\$124,130	\$81,070	\$111,410
Office Manager	\$48,200	\$60,690	\$61,520	\$49,700	\$59,610
Carpenter	\$45,080	\$46,820	\$49,360	\$38,970	\$44,590
Construction Labor	\$34,410	\$36,630	\$37,380	\$32,090	\$36,260
Welder	\$50,910	\$51,460	\$44,450	\$42,310	\$46,270

Source: BLS Occupational Employment Statistics (Updated February 2024)

Education & Training Programs

LED FastStart Program

- A single-source workforce solution that works with businesses to anticipate and address a company's workforce needs early in the startup or expansion process.
- Eligibility: manufacturing, corporate headquarters, warehouse and distribution, research and development or other strategic facility that commits to creating at least 15 new jobs or a service-related operation that commits to creating at least 50 new jobs.

On-The-Job Training Program

- Provides reimbursement to employers of up to 50% of employee wages for up to 12 months for employer-based training for new hires.
- Offers payment assistance to employers with job openings.

Incumbent Worker Training Program

- Assists in the skill development of existing employees by providing funding for customized workforce training.
- Funded by Unemployment Tax contributions.
- Eligibility: a business must have operated in Louisiana and contributed to the State's Unemployment Insurance System for a minimum of three years.
- An employer or a consortium of employers with similar needs must have at least 15 employees to be trained.

Small Business Employee Training Program (SBET)

- Assists in the skill development of existing employees by providing funding for standardized training.
- Funded by Unemployment Tax contributions.
- Eligibility: limited to businesses with 50 or fewer employees. A business must have operated in Louisiana and contribute to the state's Unemployment Insurance System for a minimum of three years.
- Provides \$3,000 per employee, per fiscal year for standardized workforce training.

WORKFORCE & LABOR



Acadiana Workforce Solutions

- Employment office maintained by the Louisiana Workforce Commission and the federally-funded Workforce Innovation and Opportunity Act.
- Houses the largest state database of qualified job seekers; Job listings that cannot be filled locally are fed into the statewide database.
- Employers' job listings are listed on Louisiana Workforce Commission website, www.laworks.net.

South Louisiana Community College: Lafayette Campus (www.solacc.edu)

- Offers more than 50 programs, leading to associate degrees, technical diplomas, and certificates to almost 12,000 students annually.
- Licensed by the Board of Regents of the State of Louisiana and is recognized by the Southern Association of Colleges and Schools.
- Provides a wide range of non-credit instruction and training.

University of Louisiana at Lafayette (www.louisiana.edu)

- Second largest university in Louisiana with an enrollment of more than 13,000 students.
- Offers 106 undergraduate degree programs, 40 master's degree programs, one post master's certificate program, and 10 doctorate degrees programs.
- University Research Park is home to CGI, NOAA, U.S. Geological Survey, U.S. Fish and Wildlife Service and more.
- Research Centers and Institutes: Cecil J. Picard Center for Child Development and Lifelong Learning, Ecology Center, Energy Institute, Informatics Research Institute, Center for Business and Information Technologies, National Incident Management Systems and Advanced Technologies Institute, Institute for Coastal and Water Research, Louisiana Immersive Technologies Enterprise, Marine Survival Training Center, New Iberia Research Center, and more.
- The Continuing Education department provides wide range of customized and standardized workforce training for business and industry. An approved provider of IWTP-funded training in the region.

BUSINESS BASE



Major Industries in Lafayette Parish

Lafayette Parish serves as a diverse business base for prominent leaders in many industries.

Construction: New concepts in residential development, combined with improvements made by local government, the University, and private business has propelled the construction industry forward in commercial activity. In 2023, construction activity reached more than \$406 million.

Retail Trade/Leisure & Hospitality/Entertainment: More than 20% of retail spending in Lafayette Parish is made by shoppers who live outside of the Parish's borders. People from across the Acadiana region travel here for shopping, entertainment, recreation, dining, professional services and business. The population in Lafayette's trade market is more than 600,000 people; and more than one million tourists visit this area every year.

Finance: The financial industry within the Lafayette market is comprised of 39 locally-owned and nationally-operated banking institutions, with an estimated \$14.6 billion in deposits as of June 2023. They provide services ranging from simple savings and checking accounts to complex commercial investments. There are eleven active credit unions within the Parish, with estimated total assets more than \$528 million in December 2023.

Manufacturing: The innovation of local manufacturers has resulted in the transformation of traditionally low-technology industries into modern high-tech environments through state-of-the-art computers, intelligent manufacturing systems, robotics, and automation. Thriving manufacturing businesses in Lafayette can be found across sectors including jewelry, oil and gas, marine, food production, and specialty metals.

Medical/Healthcare: At the heart of Lafayette's medical industry, is cutting edge communication and data transfer thanks to the area's high speed fiber optic network. Lafayette MSA's evolving medical workforce of more than 34,000 employees continues to expand with growing facilities. As the "Hub City" of the region, Lafayette is further cementing its role as a regional health center—attracting specialized treatment centers, and along with them preeminent physicians, researchers and scientists.

Oil & Gas: With hundreds oil-and-gas-related businesses in Lafayette, the region is *the* hub for energy production and services in the southeastern U.S. and the Gulf of Mexico. Our community provides an industry-savvy environment and a workforce that is highly skilled, making Lafayette very attractive—not only to energy companies, but to companies across industries.

Technology: Lafayette has worked hard to create a business climate attractive to technology-intensive industries with technology infrastructure, skilled workers, research institutions, and economic development incentives. Within two years, four companies announced the creation of more than 1,100 technology jobs in Lafayette, cementing the region's reputation as a technology hub in the South.

Transportation/Distribution: Located at the crossroads of Interstates 10 and 49, Lafayette's strategic location has contributed to the viability of the transportation/distribution industry. Cargo can be delivered via the Intracoastal Waterway; and the proximity of Lafayette to the Gulf of Mexico makes deliveries and exports by sea feasible.

BUSINESS BASE



Top Employers in Lafayette Parish

Lafayette Parish is the economic center of the nine-parish area known as Acadiana. Lafayette businesses are able to take advantage of a larger market of consumers as well as the number of qualified workers available for employment. Listed below are some of the top employing companies within Lafayette Parish as reported by management or personnel directors within each organization.

Questions about having a business added to this list should be directed to LEDA's Business Intelligence Department at (337) 593-1400.

RANK	COMPANY NAME	INDUSTRY	2023-2024 EMPLOYMENT
1	OCHSNER LAFAYETTE GENERAL	Healthcare	4768
2	LAFAYETTE PARISH SCHOOL SYSTEM	Education	4198
3	OUR LADY OF LOURDES REGL MED	Healthcare	3004
4	UNIVERSITY-LA LAFAYETTE	Educaiton	2516
5	LAFAYETTE CONSOLIDATED GOVERNMENT	Public Administration	2201
6	STULLER INC	Manufacturing	1533
7	AMAZON	Transportation	1300
8	WALMART COMPANIES	Retail Trade	1200
9	LAFAYETTE PARISH GVT	Public Administration	824
10	LHC GROUP	Healthcare	779
11	CGI	Information Technology	725
12	ACADIAN COMPANIES	Healthcare/Transportation	693
13	MCDONALDS OF ACADIANA	Retail Trade	674
14	EXPRO AMERICA'S	Energy	614
15	OFFSHORE ENERGY SERVICES, INC	Energy	550
16	SAFESOURCE	Manufacturing	522
17	TARGET	Retail Trade	521
18	SCHLUMBERGER	Energy	500
18	ROUSES	Grocery Store	500
20	LAFAYETTE UTILITY SYSTEMS	Utility Provider	491
21	UNITED VISION LOGISTICS	Transportation	468
22	ALBERTSONS	Grocery Store	405
23	GUERNSEY SONIC	Retail Trade	395
24	LOWES HOME IMPROVEMENT	Retail Trade	374
25	PHI, INC	Transportation	373

BUSINESS BASE



RANK	COMPANY NAME	INDUSTRY	2023-2024 EMPLOYMENT
26	LAFAYETTE POLICE DEPT	Public Administration	361
27	MISTRAS	Engineering Services	352
28	WHC ENERGY SVC	Energy	350
29	SUPERIOR ENERGY SVC	Energy	348
30	LEADING HEALTHCARE OF LOUISIANA	Healthcare	325
31	AT&T CALL CENTER	Telecommunications	308
32	SCP HEALTH	Healthcare	304
33	VIEMED	Healthcare	290
34	BIS SALAMIS	Energy	281
35	OMNI	Energy	280
36	AMG SPECIALTY HOSPITAL	Healthcare	274
36	HOME DEPOT	Retail Trade	274
38	SLEMCO	Utility Provider	262
39	HALLIBURTON	Energy	262
39	WALGREENS	Retail Trade	257
39	OCEANEERING SURVEY SVC	Engineering Services	256
42	LAFAYETTE PARISH CORRECTIONAL	Public Administration	250
43	FUGRO	Engineering Services	246
44	MONCLA	Energy	240
45	GOLFBALLS.COM	Retail Trade	235
45	BORDEN DAIRY CO OF LOUISIANA	Retail Trade	223
47	LARC SVC	Healthcare	220
47	HOME BANK	Finance	220
49	LAFAYETTE SURGICAL SPEC HOSP	Healthcare	218
50	LAFAYETTE COCA-COLA BOTTLING	Retail Trade	217

LEDA works with businesses that run the gamut from single-employee startup to headquarter operations with hundreds of employees. We recognize that each of our clients, no matter how big or small, has contributed to Lafayette's economic success. In Lafayette Parish, 97% of businesses have fewer than 50 employees. These businesses make a strong economic impact as they offer numerous employment opportunities and drive growth in personal income, consumer expenditure, and overall development in the region.

This page is intentionally left blank.

INFRASTRUCTURE



Utilities

Publicly owned and operated, Lafayette Utilities System (LUS) provides the City of Lafayette and some surrounding areas with electric, water, and wastewater services that are among the lowest priced in the state. Other private companies provide electrical power, natural gas, and waste disposal to municipalities in Lafayette Parish. LUS Fiber, the telecommunications division of Lafayette Utilities System, provides some of the fastest internet in the world to customers with speeds up to 10 Gbps.

Municipality	Phone	Web Address
Lafayette Utilities System (LUS)	(337) 291-8280	www.lus.org
City of Broussard	(337) 837-6681	www.broussardla.com
City of Carencro	(337) 896-8481	www.carencro.org
Town of Duson	(337) 873-6754	www.townofduson.com
City of Scott	(337) 233-1130	www.cityofscott.org
City of Youngsville	(337) 856-4181	www.youngsville.us

In addition to those provided by local municipalities, services are also available from the following suppliers:

Utility	Provider	Web Address
Electricity	LUS	www.lus.org
	Entergy	www.energy-louisiana.com
	SLEMCO	www.slemco.com
Natural Gas	CenterPoint Energy Entex	www.centerpointenergy.com
	Atmos Energy Louisiana	www.atmosenergy.com
Solid Waste Disposal	Republic Services	www.republicservices.com
	Waste Management	www.wm.com
Water and Wastewater	LUS	www.lus.org
Fiber Optics/Internet	LUS Fiber	www.lusfiber.com
	AT&T	www.att.com
	Cox Communications	www.cox.com
Cable TV	LUS Fiber	www.lusfiber.com
	Cox Communications	www.cox.com

This page is intentionally left blank.

QUALITY OF LIFE



The National Bureau of Economic Research named Lafayette, LA the happiest city in the U.S.— and that’s no surprise! Lafayette is a city well-acquainted with happiness as we celebrate with a *joie de vie* in both work and play. From Festival International de Louisiane (the largest free, outdoor Francophone event in the U.S.) to Bach Lunch, Downtown Alive!, ArtWalk and Rhythms on the River, free community events are offered year-round to satisfy culture lovers. *Rand McNally* and *USA Today* named Lafayette the Best City for Food in the U.S. and *Southern Living* crowned Lafayette the Tastiest City in the South. With all the food, music, entertainment and art you can imagine, you’ll quickly find yourself immersed in Cajun and Creole culture. You’ll be ready to *laissez les bons temps rouler* in no time! Visit www.lafayettetravel.com to find other opportunities to explore what makes Lafayette’s quality of life so rich and unique.

Acadiana Culture

The unique cultural experience found in Lafayette and the surrounding area of Acadiana is unmatched by any other community. Our long-standing commitment to our rich heritage has created many bonds to the past that can be enjoyed by visitors and residents alike.

- **Acadian Village:** Museum of authentic Acadian homes. (www.acadianvillage.org)
- **Jean Lafitte National Park Acadian Cultural Center:** Offers exhibits on topics such as the 1755 expulsion of the Acadians from Nova Scotia. (www.nps.gov/jela)
- **St. John Cathedral, Museum, Oak & Cemetery:** Built in 1918, the cathedral is of Dutch Romanesque architecture. The nearby oak tree is said to be 500 years old! (www.saintjohncathedral.org)
- **University of Louisiana at Lafayette:** The University has been a major part of Lafayette’s culture for more than 100 years. Visit the campus and take a walk around Cypress Lake. (www.louisiana.edu)
- **Vermilionville:** A living history museum including authentic buildings, demonstrations, music and more. (www.vermilionville.org)
- **Council for Development of French in Louisiana (CODOFIL):** This organization is dedicated to preserving the Acadiana language and culture. (www.codofil.org)

Art in Acadiana

- **Acadiana Center for the Arts:** AcA serves the region in all aspects of cultural work through community development and grant making, arts education, outreach and residencies, public art corridors, annual visual arts exhibits, monthly ArtWalk, and 150+ annual events at AcA featuring every genre of the performing arts. (www.acadianacenterforthearts.org)
- **Cité Des Arts:** Multi-use cultural arts facility, including a 100-seat theatre, several gallery spaces and an arts café. (www.citedesarts.org)
- **Heymann Performing Arts Center:** Entertainment facility that hosts touring Broadway musicals, national ballet performances, Acadiana’s own symphony orchestra, and other locally produced shows. (www.heymanncenter.com)
- **Lafayette Art Association:** The Lafayette Art Association & Gallery is a non-profit organization dedicated to visual arts education. The association provides a place for artists to gather, learn and grow. (www.lafayetteart.org)
- **The Hilliard Art Museum:** Serves the students, faculty, and staff of the University of Louisiana at Lafayette and enriches the lives of Louisiana residents by fostering an understanding and appreciation of the visual arts. (www.hilliardmuseum.org)
- Small art galleries are located throughout the downtown district, the Oil Center, and across the city.

QUALITY OF LIFE



Museums and Libraries

- **Lafayette Science Museum:** More than 10,000 sq. ft. of exhibitions, a state-of-the-art planetarium and a discovery room. Activities include hands-on science, workshops, films, shows and other programs for children, families and adults. (www.lafayettesciencemuseum.org)
- **Children's Museum of Acadiana:** This museum for children ages 2-12 is dedicated to demystifying everyday life, cultures, and human differences through hands-on exhibits including a mini grocery store and a television station and provides programs to promote health awareness and recycling. (www.childrensmuseumofacadiana.com)
- **Alexandre Mouton House/Lafayette Museum:** Repository of Lafayette's history and culture. Once home to Vermilionville's founder Jean Mouton and Louisiana Governor Alexandre Mouton. (www.lafayettemuseum.com)
- **Lafayette Public Library System:** Nine locations and a bookmobile provide books, movies, programs, computers and makerspace technologies for all ages throughout the city and parish. (www.lafayettepubiclibrary.org)

Recreation

- If you are the outdoors type, this area is truly a Sportsman's Paradise. You will find easy access to golfing, fishing, hunting, water-skiing, boating, off-road motorcycling, and camping throughout the parish and beyond.
- The Lafayette Parish Parks and Recreation Department operates parks and recreation centers which offer tennis courts, soccer fields, disk golf, hiking & biking trails, swimming pools, and active sports leagues for all ages. (www.lafayettela.gov/parksandrecreation)
- Lafayette has three private, one semi-private and three public golf courses.
- Moncus Park at the Horse Farm is a 100-acre park located in central Lafayette. Construction on the park began in 2018; and the park opened to the public in January 2022. The master plan includes an amphitheatre, a kayaking lake, a treehouse, a dog park and more. The park is home to a weekly farmers and artisans market and other community events. (www.moncuspark.org)

Leisure

- There are two bowling alleys, a roller-skating facility, an indoor ice-skating facility, indoor rock climbing, two indoor trampoline facilities, several health clubs, and three first-run movie theaters all featuring stadium-style seating.
- **Ragin' Cajun Athletics:** University of Louisiana at Lafayette sports consist of Baseball, Men's and Women's Basketball, Cross Country, Football, Golf, Women's Soccer, Softball, Tennis, Track & Field, Volleyball, and a series of intramural and club sports that supply entertainment throughout the entire year. (www.ragincajuns.com)
- **Shopping:** Lafayette serves as a safe and convenient market for shopping and retail activities. With the intimacy of a small town and the sophistication of a big city, retailers— both national and local— have invested in this community offering a variety of products and services to area residents.
- **Cajundome:** This 13,000-seat arena is home to the UL Lafayette Ragin' Cajun Basketball team and it hosts 140 events and 8-10 large concerts each year. (www.cajundome.com)
- **Convention Center:** 100,000 square feet of exhibition space, meeting and banquet facilities suitable for concerts, RV, boat, and sports shows, craft fairs, conventions, and trade shows. (www.cajundome.com)
- **Zoosiana:** 45 acres of jungle brush housing roughly 425 animals. (www.zoosiana.org)

QUALITY OF LIFE



Festivals and Music

- **Louisiana Crossroads:** An intimate concert series hosted by ACA. (www.acadianacenterforthearts.org)
- **Downtown Alive!:** Every Friday night during the spring and fall series, the streets of downtown Lafayette turn into a big dance floor for this musician showcase. (www.lafayettetdowntown.org)
- **Bach Lunch:** A lunchtime concert series in downtown Lafayette featuring different musicians weekly in the spring and fall. Area restaurants provide box lunches for purchase while you enjoy the music selections.
- **Rhythms on the River:** A free, family-friendly outdoor concert series held in River Ranch Town Square. (www.riverranchdevelopment.com)
- **Mecredi Show:** A free outdoor concert series presented by the City of Carencro during the fall and spring. (www.pelicanpark.net/concerts)
- **Acadiana Symphony:** One of the fastest growing and most successful regional orchestras in the nation. (www.acadianasympphony.org)
- **Festival International de Louisiane:** A premiere international music and arts festival known for bringing a variety of unique and emerging performers to Louisiana. (www.festivalinternational.com)
- **Festivals Acadiens et Créoles:** A weekend bash in October that features some of the finest Cajun, Creole and Zydeco musicians. (www.festivalsacadiens.com)
- **Mardi Gras:** A family oriented festival, filled with parades, music, games, carnival rides and food that occurs each Spring. (www.mardigraslafayette.net)
- **Other area festivals:** Crawfish, Frog, Zydeco, Pepper, Sugar Cane Festival, Food & Wine Festival, and more!

Government and Services

- Lafayette City/Parish is governed by an elected Mayor-President, a five-person City Council, and a five-person Parish Council.
- Area municipalities are governed by an elected Mayor and Council

Location	FT Police Officers	Reserve Officers	FT Firemen	Volunteer Firemen	Fire Insur. Rating
Lafayette	266	—	263	—	2
Broussard	39	1	1	23	3
Carencro	34	3	9	18	3
Duson	8	—	—	3	3
Scott	32	3	3	22	3
Youngsville	32	11	18	0	3
Sheriff	393	25	—	—	—

Source: Lafayette, Broussard, Carencro, Duson, Scott, and Youngsville Police & Fire Departments

QUALITY OF LIFE



Health Care

Lafayette is the medical hub for area parishes and home to the following hospitals:

Facility	Beds	Facility	Beds
AMG Specialty Hospital—Lafayette	18	Lafayette Extended Care Hospital	68
Our Lady of Lourdes Heart Hospital	32	Optima Specialty Hospital	24
Ochsner Lafayette General Medical Center	432	Our Lady of Lourdes Regional Medical Center	379
Ochsner Lafayette General Surgical Hospital	10	Park Place Surgical Hospital	10
Lafayette Physical Rehabilitation Hospital	32	Ochsner University Hospital and Clinics	52
Lafayette Surgical Specialty Hospital	20	Our Lady of Lourdes Women’s and Children’s Hospital	161

*source: American Hospital Directory

- Twenty-eight nursing homes are located in Lafayette with more than 3,000 beds
- There are more than 500 physicians in Lafayette and more than 800 in Acadiana (a nine parish area) covering more than 33 specialties.
- There are over 160 dentists in Lafayette and Acadiana including general dentistry, Endodontists, Orthodontists, Oral Surgeons, Pediatric Dentists and Periodontists.

Climate

- Subtropical climate with an average rainfall of 60 inches and 214 days of sunshine per year.
- Temperatures range from a low of 43 degrees in January to 92 degrees in July.
- Snowfall is rare with 1-2 inches every few years.

Hotels, Motels, Bed & Breakfasts

- With a variety of accommodations, Lafayette is a great place for visiting families and friends as well as tourists from around the globe.
- 88 hotels, motels and bed and breakfasts with more than 6,600 rooms in Lafayette MSA.
- The Lafayette Convention and Visitor Commission can provide a full list of hotel properties. (www.lafayettetravel.com)

Residential Living

- Whether you enjoy fast-paced urban living or a quieter country setting, Lafayette is a great place to live.
- There are approximately 147 apartment complexes in Lafayette Parish made up of studio, 1, 2, 3 and 4 bedroom units in all price ranges.
- Traditional planned neighborhood developments like *River Ranch*, *Sugarmill Pond*, and *Couret Farms* are examples of communities with built-in amenities to serve residents.
- Developments can be found along the Vermilion River, near the university, and all parish municipalities providing a suitable location for any size or type of family. (www.lafayetterealtor.com)

QUALITY OF LIFE



Education Elementary and Secondary

	Elementary	Middle School	High School
Number of Schools	24	10	11
Enrollment	15,707	5,777	10,393
Student/ Teacher Ratio	17.2	17.7	20.8
Charter Schools (total)	4		

Source: LPSS and Louisiana Department of Education

- Lafayette Parish School System (www.lpssonline.com) offers Magnet Academies at the Elementary, Middle and High School levels. Some programs of study include business and finance, hospitality and tourism, information technology, engineering, design, world languages, arts, STEM, environmental science, and health care. (www.lafayettechoice.com)
- The district is also home to Montessori preschools and elementary schools and immersion programs where core subjects are taught in French, Spanish and Chinese.
- There are also 16 private and parochial schools in Lafayette Parish to complement the public system including a single-gender option for both boys and girls.

Post Secondary

- **University of Louisiana at Lafayette** (www.louisiana.edu), the second-largest university in the state, boasts more than 13,000 students, 10 colleges and schools, and world-recognized areas of excellence including Louisiana and Deep South Studies, Computing and Telecommunications, Cultural and Eco-Tourism, Environmental Sciences and Biodiversity, Health Informatics, and Cognitive Science.
- Other unique features of UL Lafayette include a 600-acre renewable resources laboratory, a 48-acre primate research center, and the University Research Park housing a NASA Regional Application Center, a division of the National Oceanic and Atmospheric Administration, the National Wetlands Research Center, the Lafayette Economic Development Authority and the Louisiana Immersive Technologies Enterprise (LITE), among others.
- **South Louisiana Community College** (www.solacc.edu) is one of the fastest growing colleges in Louisiana serving more than 15,000 students on nine campuses in Acadiana. Academic offerings include technical diplomas, workforce training, high school dual enrollment and two-year degree programs that transfer to four-year universities.

This page is intentionally left blank.



Economic Indicators



Demographics

Lafayette Parish Population	2
Population Age Distribution	2
Lafayette Market Area Projected Population Growth	2

Employment

Civilian Labor Force	3
Unemployment Rate	3
Employment Distribution	4

Income

Median Household Income	5
Per Capita Personal Income	5

Lafayette Regional Airport

Number of Enplanements and Deplanements	6
---	---

Oil & Gas Industry

Louisiana Drilling Permits	7
Rig Counts	7
Louisiana Sweet Crude	8

Real Estate

New Commercial Building Permits	9
New Residential Building Permits	9
Average Sales Price for a Single Family Residential Home	10
Number of Households	10

Retail Taxable Sales

Total Retail Taxable Sales	11
Retail Sales Distribution	11

University of Louisiana at Lafayette

Fall Enrollment	12
-----------------	----

Tourism

Hotel and Motel Receipts	12
--------------------------	----

Cost of Living

	13
--	----

2023 Demographic Snapshot

	17
--	----

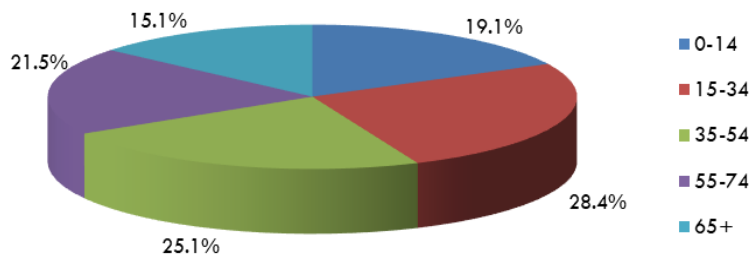


Demographics

Lafayette Parish Population

Town/Municipality	1980	1990	2000	2010	2020	2023	2028
Lafayette City	81,961	94,421	110,257	120,623	121,374	123,274	125,810
Broussard	3,712	5,518	6,120	7,526	13,417	13,667	13,938
Carencro	2,923	3,213	5,874	8,197	9,272	9,882	10,241
Duson	1,253	1,465	1,672	1,716	1,326	1,435	1,404
Scott	2,239	4,912	7,870	8,614	8,119	8,482	8,640
Youngsville	1,053	1,195	2,617	8,105	15,982	17,331	18,384
Unincorporated	56,876	54,038	56,093	66,797	72,263	75,329	78,101
Parish Total	150,017	164,762	190,503	221,578	241,753	249,400	256,518

Source: 1980, 1990, 2000, 2010, 2020 Bureau of the Census; 2023 & 2028 Projections, ESRI



Population Age Distribution

The age distribution chart provides insight into the percentages of the population represented by defined age groups. The pie chart to the side represents Lafayette Parish in 2023.

Age Distribution

Lafayette Market Area Projected Population Growth

There are nine parishes that comprise the Lafayette Market area. Each parish and its population projections are listed below.

Parish	1980	1990	2000	2010	2020	2023	2028
Acadia	56,427	55,882	58,861	61,773	57,576	56,571	55,458
Evangeline	33,343	33,274	35,434	33,384	32,350	31,812	31,226
Iberia	63,752	68,297	73,266	73,240	69,929	68,576	67,004
Jefferson Davis	32,168	30,722	31,435	31,594	32,250	32,566	32,718
Lafayette	150,017	164,762	190,503	221,578	241,753	249,400	256,518
St. Landry	84,128	80,312	87,700	83,384	82,540	82,289	81,956
St. Martin	40,214	44,097	48,583	52,160	51,767	51,756	51,723
St. Mary	64,253	58,086	53,500	54,650	49,406	47,800	45,915
Vermilion	48,458	50,055	53,807	57,999	57,359	57,078	56,760
Total	572,760	585,487	633,089	669,762	674,930	677,848	679,278

Source: 1980, 1990, 2000, 2010, 2020 Bureau of the Census; 2023 & 2028 Projections, ESRI

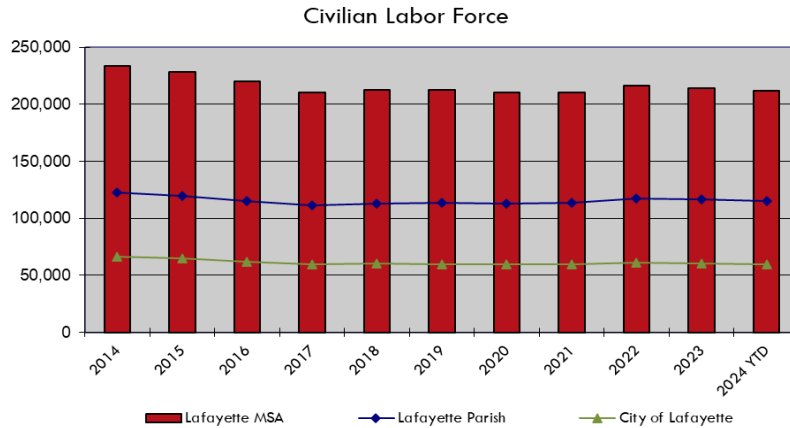


Economic Indicators

Employment

Civilian Labor Force

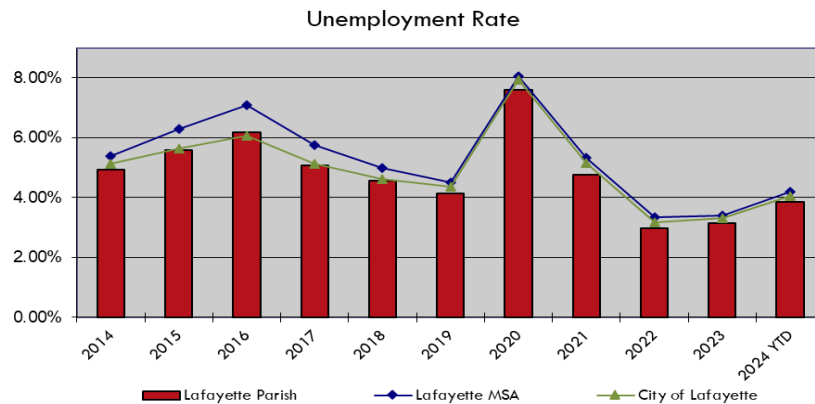
Civilian Labor Force represents all residents that are of legal age and are capable of working, whether employed or unemployed. The statistics in the graph are annual averages. The information covers both the Lafayette MSA and Lafayette Parish (County).



Civilian Labor Force	Lafayette MSA	Lafayette Parish	City of Lafayette
Feb-23	214,565	116,727	60,443
Feb-24	212,343	115,693	59,946

Unemployment Rate

The Unemployment Rate indicates the percentage of the Civilian Labor Force that is unemployed.



Unemployment Rate	Lafayette MSA	Lafayette Parish	City of Lafayette
Feb-23	3.4%	3.1%	3.2%
Feb-24	4.3%	3.9%	4.1%

Source: Bureau of Labor Statistics Local Area Unemployment Statistics



Economic Indicators



Employment Distribution

Employment Distribution represents all members of the Civilian Labor Force that work in nonagricultural/nonfarm positions. In the Lafayette MSA (Acadia, Iberia, Lafayette, St. Martin and Vermilion Parishes), the industries with the most employment are healthcare, other services, re-

Industry	Lafayette Workers	% Laf.	Louisiana Workers	% LA
Mining	9,500	4.7%	30,200	1.5%
Construction	10,600	5.2%	133,600	6.8%
Manufacturing	17,400	8.5%	139,300	7.1%
Transportation	6,400	3.1%	87,500	4.5%
Wholesale	8,700	4.3%	68,200	3.5%
Retail	25,900	12.7%	214,600	11.0%
Information	1,700	0.8%	17,600	0.9%
F/I/RE*	10,800	5.3%	96,200	4.9%
Health Care	34,100	16.7%	287,600	14.7%
Leisure/Hosp.	20,700	10.1%	216,400	11.1%
Other Services	32,400	15.9%	340,600	17.5%
Government	26,000	12.7%	319,600	16.4%
Total	204,200	100.0%	1,951,400	100.0%

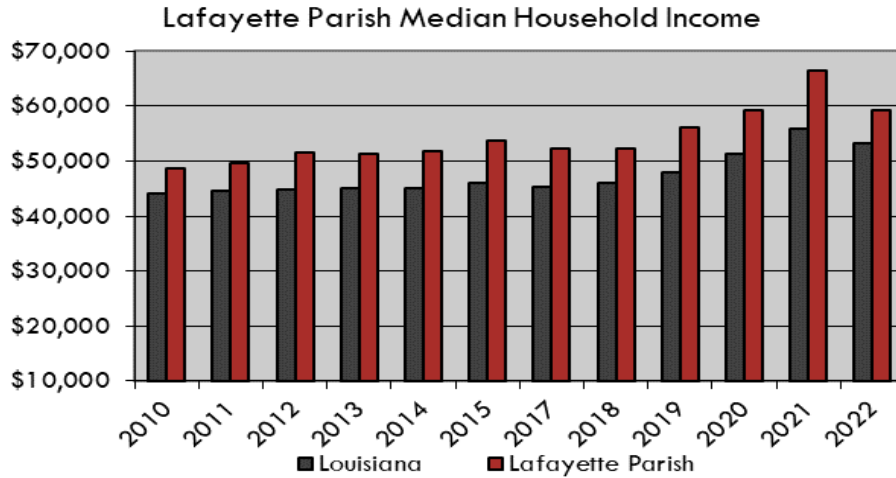
Source: Louisiana Workforce Commission, Data representative of February 2024.

Note: Lafayette data covers the Lafayette MSA. Parish data is not available.

*F/I/RE—abbreviation for finance, insurance and real estate



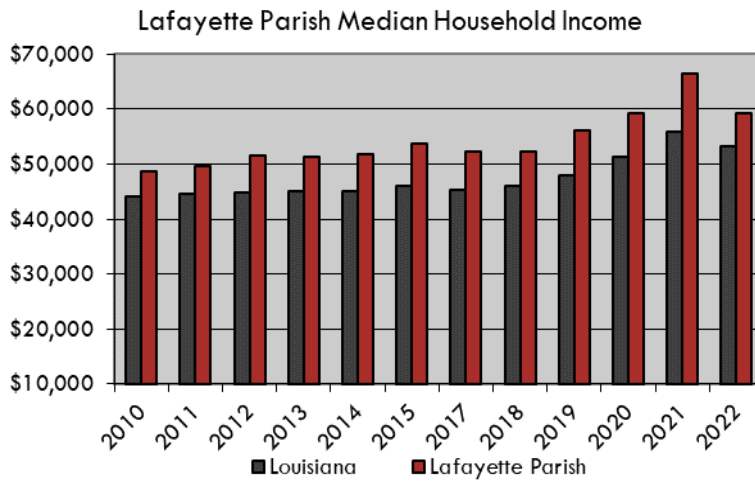
Income



Source: US Census Bureau American Community Survey

Per Capita Personal Income

According to the Bureau of Economic Analysis, the Per Capita Income is the mean income computed for every man, woman and child in a particular group. The statistic is computed annually by dividing the total income of a particular group by the total population of that group.

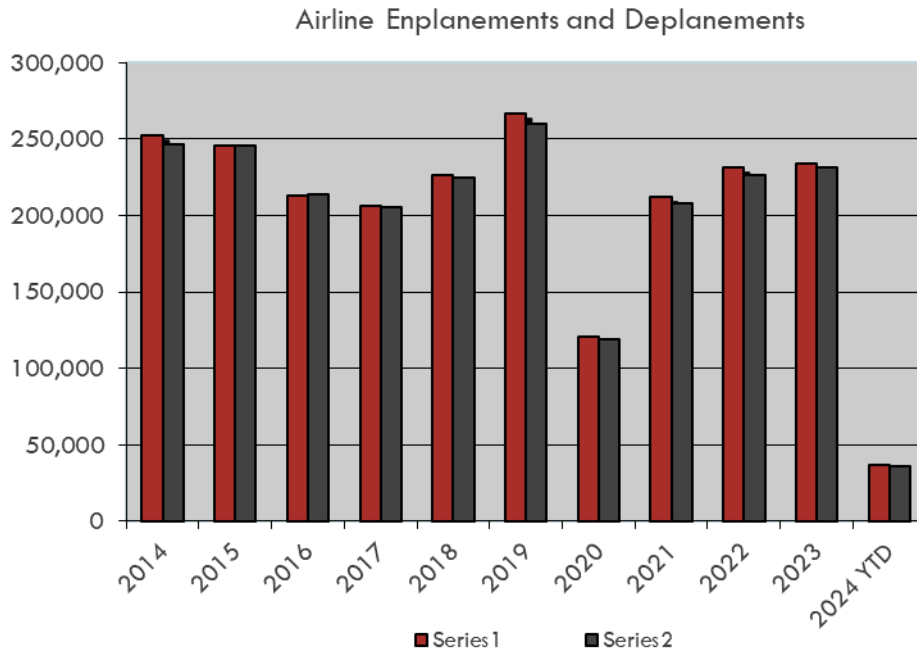


Source: US Bureau of Economic Analysis



**Lafayette Regional Airport
Enplanements and Deplanements**

The number of Enplanements represents the number of passengers that boarded an airplane at the Lafayette Regional Airport. The number of passengers that arrived at the Lafayette



Date	Enplanements	Deplanements
Feb-23	16,412	16,110
Mar-23	18,334	18,375
Apr-23	20,133	20,027
May-23	20,449	19,015
Jun-23	19,382	18,808
Jul-23	19,327	19,595
Aug-23	19,104	19,391
Sep-23	20,318	20,174
Oct-23	22,258	22,633
Nov-23	21,641	21,466
Dec-23	19,892	19,988
Jan-24	17,635	16,514
Feb-24	19,407	19,412

Source: Lafayette Regional Airport

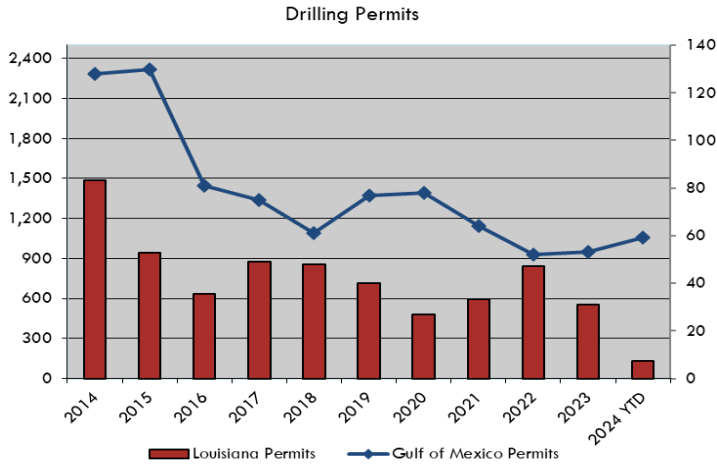


Economic Indicators

Oil & Gas Industry

Drilling Permits

Drilling Permits represent the number of drilling permits issued to drilling companies in Louisiana onshore and offshore along with permits in Federal waters in the Gulf of Mexico. Louisiana drilling permits includes permits issued for all oil and gas wells, “Wildcats” (exploratory wells) and state offshore wells. Gulf of Mexico drilling permits represent only new wells.

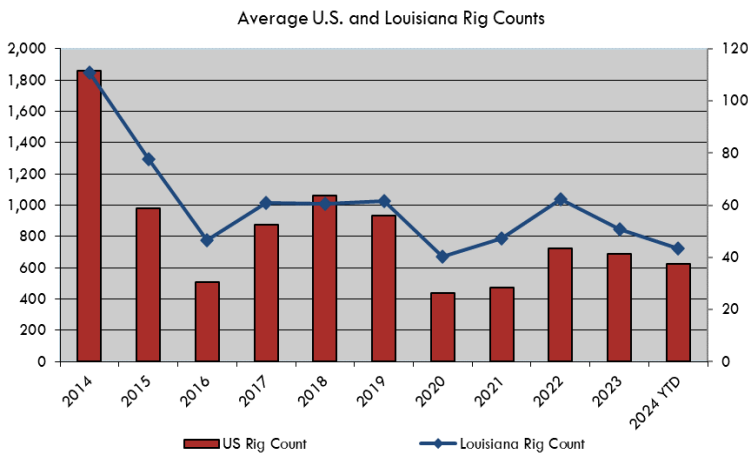


Date	LA Drilling Permits	GOM Drilling Permits
Mar-23	64	13
Apr-23	36	8
May-23	54	6
Jun-23	38	7
Jul-23	51	2
Aug-23	37	2
Sep-23	53	5
Oct-23	44	2
Nov-23	57	3
Dec-23	30	1
Jan-24	36	6
Feb-24	56	5
Mar-24	39	4

Source: Louisiana Department of Natural Resources & Bureau of Safety and Environmental Enforcement

Rig Counts

Rig Counts represent the number of rigs that are operating in Louisiana and the United States. The graph shows the annual averages for the past 10 years.



Date	US Rig Count	LA Rig Count
Mar-23	752	59
Apr-23	752	58
May-23	696	52
Jun-23	687	49
Jul-23	672	50
Aug-23	647	46
Sep-23	631	42
Oct-23	623	43
Nov-23	619	40
Dec-23	623	42
Jan-24	620	42
Feb-24	622	44
Mar-24	625	44

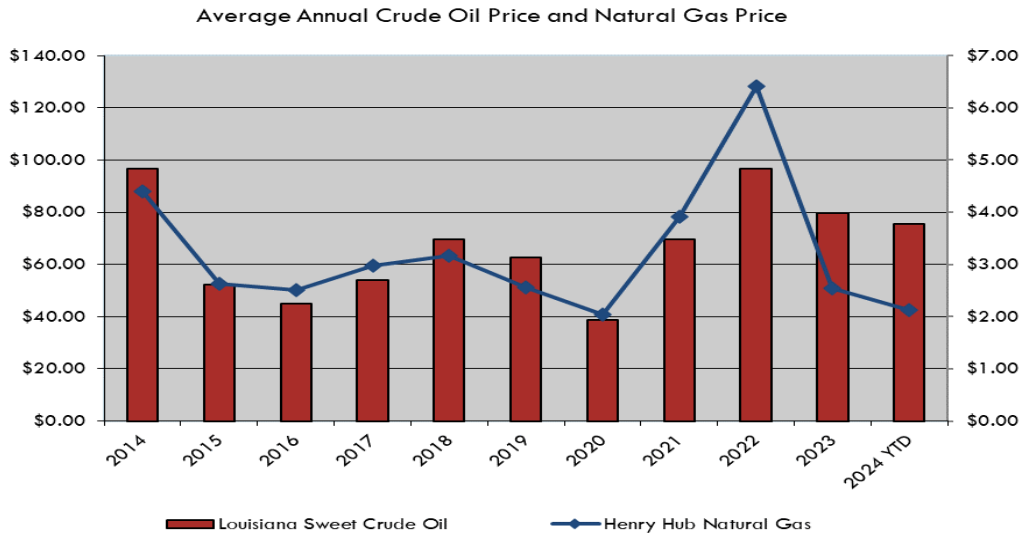
Source: Baker Hughes



Economic Indicators

Louisiana Sweet Crude

The Louisiana Sweet Crude Price is a price per barrel based on the Average Spot Market Price at the St. James terminal on the Mississippi River.



Source: Louisiana Department of Natural Resources & Energy Information Administration

Date	LA Sweet Crude (\$/Barrel)	Henry Hub Natural Gas (\$/MMBtu)
Mar-23	\$76.08	\$2.31
Apr-23	\$80.43	\$2.16
May-23	\$73.93	\$2.15
Jun-23	\$73.08	\$2.18
Jul-23	\$76.00	\$2.55
Aug-23	\$82.38	\$2.58
Sep-23	\$90.42	\$2.64
Oct-23	\$87.22	\$2.98
Nov-23	\$80.38	\$2.71
Dec-23	\$74.19	\$2.52
Jan-24	\$75.48	\$3.18
Feb-24	---	\$1.72
Mar-24	---	\$1.49

Source: Louisiana Department of Natural Resources & Energy Information Administration



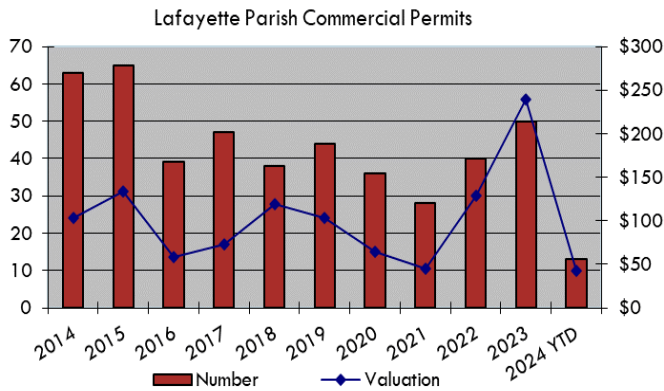
Economic Indicators



Real Estate

New Commercial Building Permits

New Commercial Building Permits and Value of the Permits are for the city of Lafayette and the unincorporated areas of the Parish.



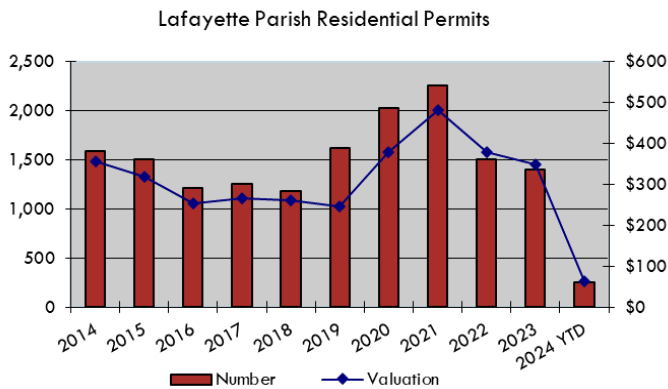
Source: Lafayette Consolidated Gov't, Codes Division

Date	Number of New Commercial Building Permits	Value of New Commercial Building Permits
Mar-23	6	\$4,784,653
Apr-23	2	\$600,000
May-23	6	\$770,000
Jun-23	5	\$9,294,088
Jul-23	2	\$1,026,400
Aug-23	5	\$3,480,000
Sep-23	2	\$114,924,813
Oct-23	5	\$10,083,828
Nov-23	3	\$3,572,445
Dec-23	1	\$16,243,982
Jan-24	6	\$21,511,198
Feb-24	2	\$2,921,347
Mar-24	5	\$18,305,590

Source: Lafayette Consolidated Government, PZC Dept

New Residential Building Permits

New Residential Building Permits and Value of the Permits are for the city of Lafayette and the unincorporated areas of the Parish.



Source: Lafayette Consolidated Gov't, Codes Division; US Census

Date	Number of New Residential Building Permits	Value of New Residential Building Permits
Feb-23	74	\$15,943,379
Mar-23	114	\$25,535,477
Apr-23	109	\$23,965,636
May-23	156	\$48,832,360
Jun-23	146	\$40,047,437
Jul-23	154	\$30,480,961
Aug-23	126	\$32,588,640
Sep-23	84	\$19,893,040
Oct-23	110	\$29,876,713
Nov-23	100	\$27,546,508
Dec-23	76	\$16,310,789
Jan-24	128	\$31,026,396
Feb-24	127	\$32,072,823

Source: Lafayette Consolidated Government; US Census

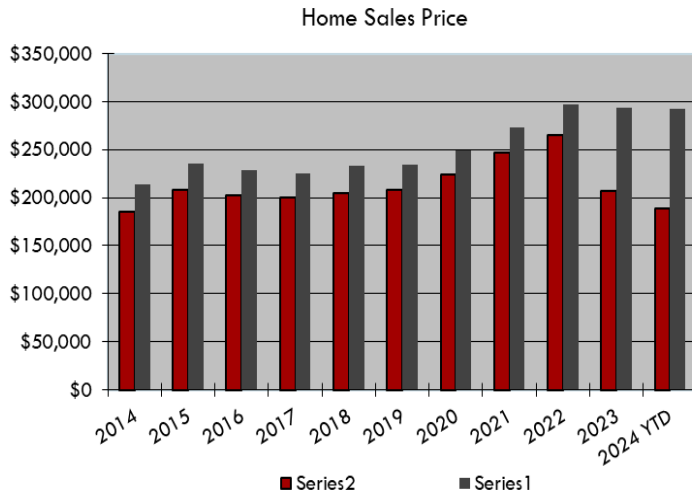


Economic Indicators



Average Sales Price for a Single Family Residential Home

The data below is not comprehensive; however, it represents the majority of the homes sold in Lafayette Parish and it is reflective of current price trends.

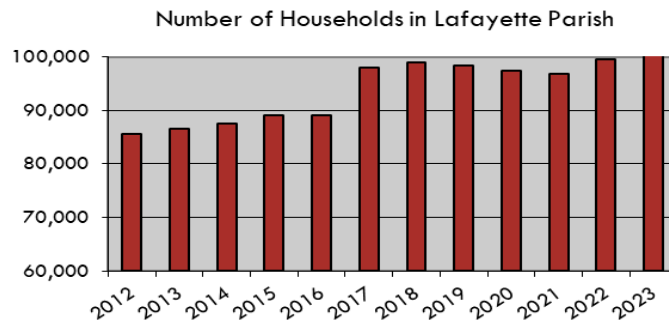


Source: Realtor Association of Acadiana, MLS

Date	Laf Parish Average Price
Mar-23	\$296,228
Apr-23	\$302,197
May-23	\$301,793
Jun-23	\$297,545
Jul-23	\$330,112
Aug-23	\$294,618
Sep-23	\$276,665
Oct-23	\$284,655
Nov-23	\$277,340
Dec-23	\$276,680
Jan-24	\$303,565
Feb-24	\$280,521
Mar-24	\$293,874

Source: Realtor Association of Acadiana, MLS

Number of Households in Lafayette Parish



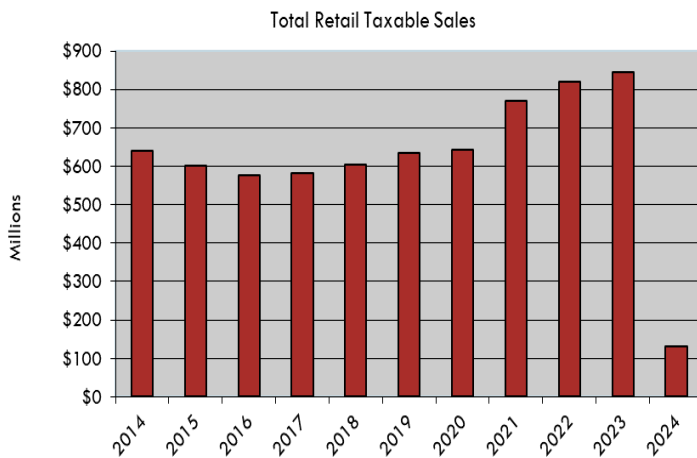
Source: US Census Bureau Decennial Census and American Community Survey



Retail Taxable Sales

Total Retail Taxable Sales

Taxable Sales indicates the estimated dollar amount spent by consumers on retail goods and services in Lafayette Parish.



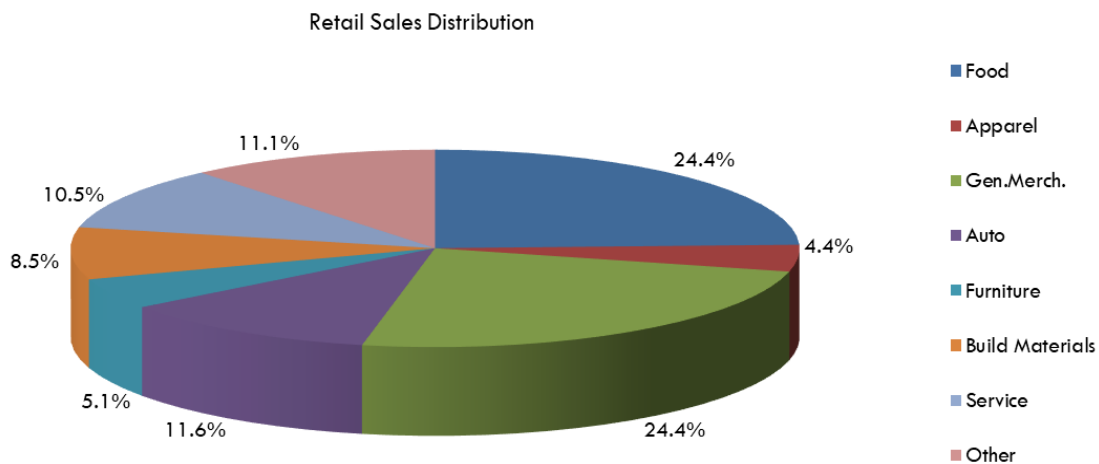
Source: LPSS Sales Tax Division

Date	Total Retail Taxable Sales
Feb-23	\$640,024,786
Mar-23	\$750,561,413
Apr-23	\$709,314,490
May-23	\$704,454,465
Jun-23	\$731,065,771
Jul-23	\$678,402,936
Aug-23	\$701,997,438
Sep-23	\$692,066,304
Oct-23	\$690,304,532
Nov-23	\$706,911,238
Dec-23	\$796,821,297
Jan-24	\$657,566,291
Feb-24	\$661,905,283

Retail Sales Distribution

Retail Sales are categorized by major industry (food, apparel, auto, etc.) and the percentage of the total retail sales is reported. For instance, food sales represents 24.4% of the retail market in Lafayette.

*These percentages represent sales in the City of Lafayette only.



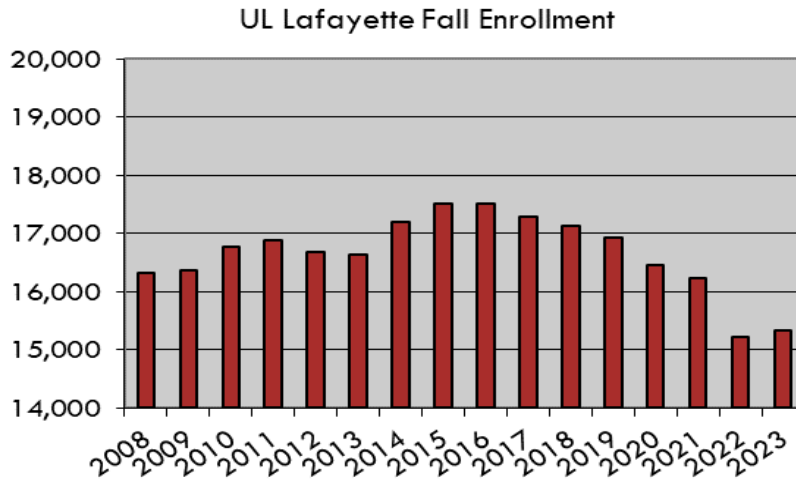
Source: Lafayette Parish School System



Economic Indicators



University of Louisiana at Lafayette Fall Enrollment



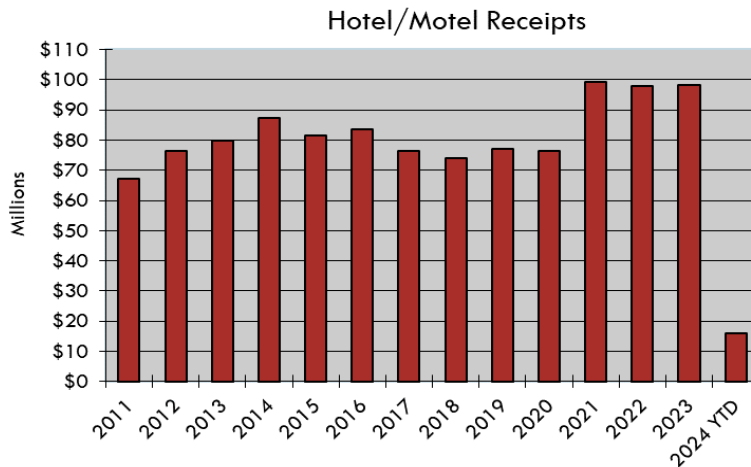
Date	UL Fall Enrollment
2013	16,646
2014	17,195
2015	17,508
2016	17,519
2017	17,297
2018	17,123
2019	16,933
2020	16,450
2021	16,225
2022	15,219
2023	15,345

Source: University of Louisiana at Lafayette Institutional Research

Tourism Statistics

Hotel/Motel Receipts

These statistics represent the amount of taxes received by the Parish for hotel and motel occupancy. Every time an individual pays for a room, a parish tax is assessed to that individual.



Source: Lafayette Parish School Board, Sales Tax Division

Date	Hotel and Motel Receipts
Feb-23	\$8,810,553
Mar-23	\$10,198,349
Apr-23	\$8,956,155
May-23	\$8,249,760
Jun-23	\$8,212,981
Jul-23	\$8,170,421
Aug-23	\$7,224,487
Sep-23	\$7,001,755
Oct-23	\$8,371,963
Nov-23	\$8,011,227
Dec-23	\$8,046,017
Jan-24	\$7,499,346
Feb-24	\$8,662,484



Cost of Living

Introduction

The Council for Community and Economic Research, a non-profit organization promoting excellence in research for community and economic development, developed the *Cost of Living Index* to provide a useful and reasonably accurate measure of living cost differences among urban areas. The Index measures differences in the cost of consumer goods and services for professional and managerial households in the top income quintile.

The Index average is equal to 100 and each participant's index is read as a percentage of the average. For example: Lafayette's composite index is 87.5— 12.5% below the national average. These percentages are based on the cost of 50+ items.

How would the *Cost of Living Index* be useful to you?

Suppose you live in Houston, TX, which has a composite index of 94.2 and you are thinking about accepting a new job in Lafayette, LA, which has a composite index of 87.5. How much of an increase or decrease in your after-taxes income will you need to maintain your present lifestyle?

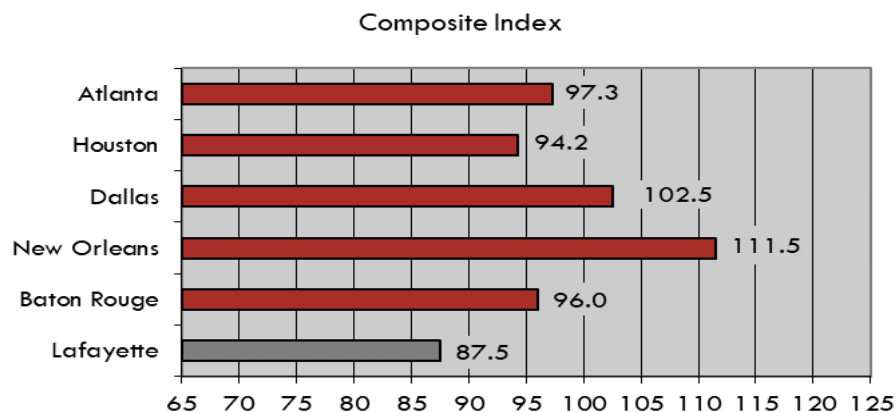
$$100 * [(87.5 - 94.2) / 94.2] = -7.11\%$$

Your after-taxes income could decrease by 7.11% and still maintain your present lifestyle. Keep in mind, this index does not take taxes into account.

The following graphs will show how Lafayette's cost of living compares to other cities in the South.

Composite Index

The composite index indicates the average cost of living for each urban area. It is based on the following six components—Grocery Items, Housing, Utilities, Transportation, Health Care and Miscellaneous Goods & Services.

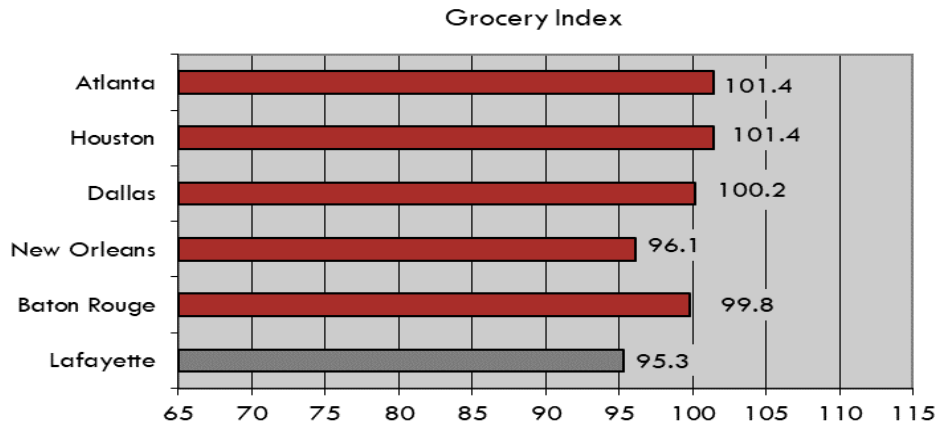


Source: C2ER Cost of Living Index (2nd Qtr 2023)



Grocery Items

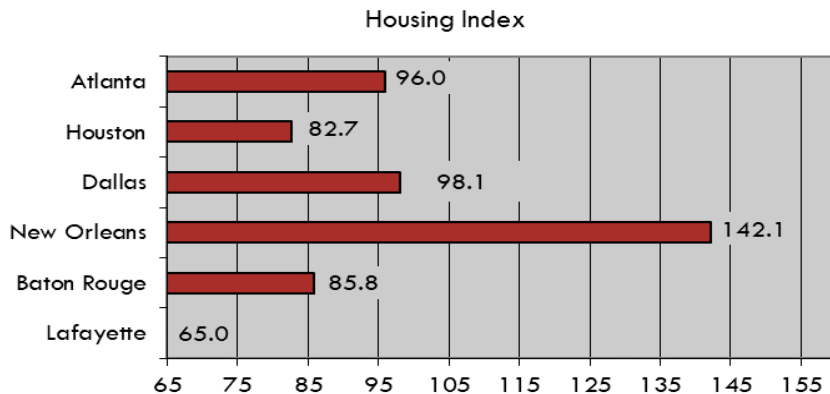
Each quarter, prices for meats, dairy products, produce, bakery items, and miscellaneous grocery products such as sugar, coffee and soft drinks are gathered by the local communities within the same three days. Local, regional and national grocery stores are included in the survey. An average price for each item is established after visiting various grocery stores in the area.



Source: C2ER Cost of Living Index (2nd Qtr 2023)

Housing

The housing index considers apartment rent, total purchase price of a new 2,400 square foot home, and mortgage rates for uniform types of loans. These numbers do not reflect property tax rates which can vary largely depending on your location.



Source: C2ER Cost of Living Index (2nd Qtr 2023)

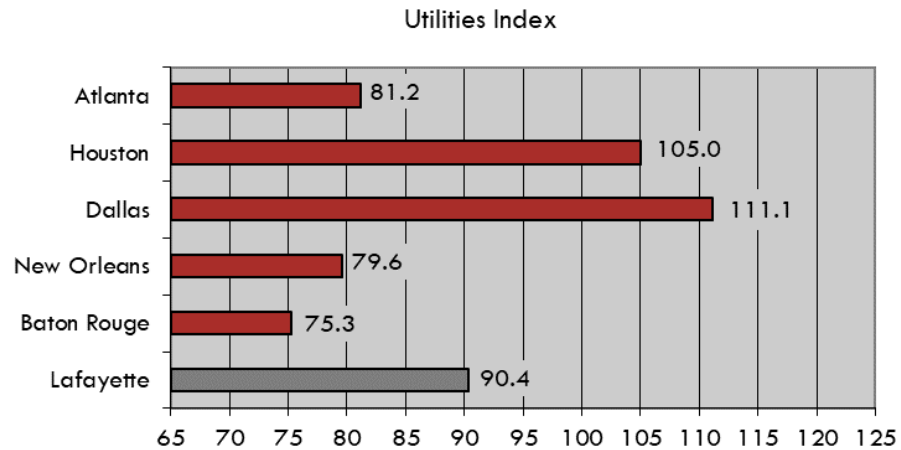


Economic Indicators



Utilities

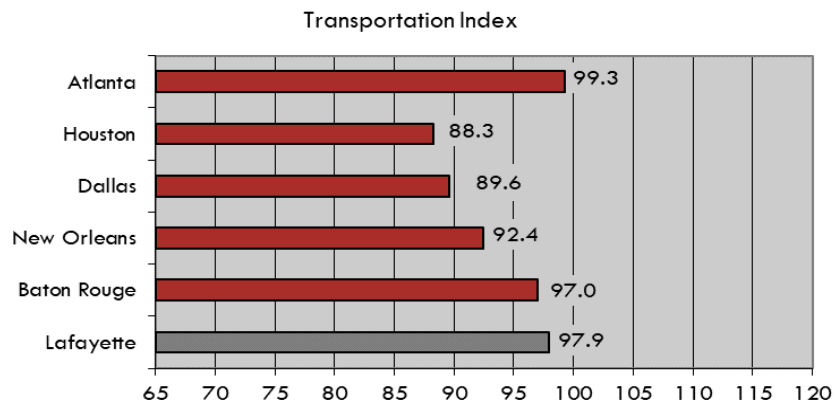
This index weighs the cost of telephone service and home energy (electric and gas) consumption.



Source: C2ER Cost of Living Index (2nd Qtr 2023)

Transportation

The transportation index compares the cost of commuter fees, auto maintenance, and gasoline prices.

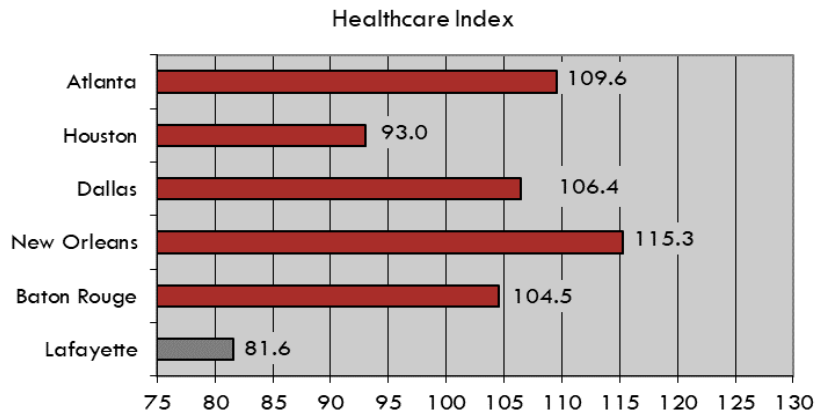


Source: C2ER Cost of Living Index (2nd Qtr 2023)



Health Care

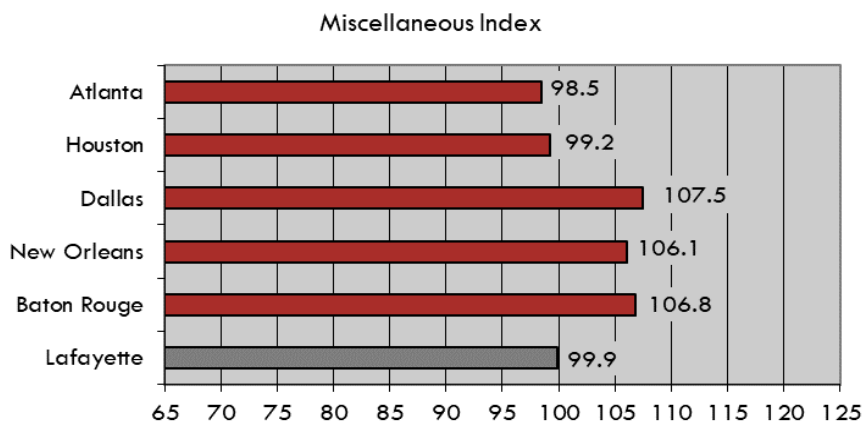
Included in this index are the cost of a general optometrist's office visit, general doctor's office visit, general dentist's office visit, prescription, and non-prescription drugs.



Source: C2ER Cost of Living Index (2nd Qtr 2023)

Miscellaneous Goods & Services

The cost of food away from home, personal care, apparel, household maintenance, entertainment and recreation, and alcoholic beverages are the categories included in this index.



Source: C2ER Cost of Living Index (2nd Qtr 2023)



Economic Indicators



Demographic Snapshot: Description	Lafayette Parish	Lafayette MSA*
Population Summary		
2010 Total Population	221,578	466,750
2020 Total Population	241,753	478,384
2023 Total Population	249,400	483,381
2023 Group Quarters	2,782	4,995
2028 Total Population	256,518	487,463
2023-2028 Annual Rate	0.56%	0.17%
2023 Total Daytime Population	275,528	485,770
Workers	151,583	232,178
Residents	123,945	253,592
Household Summary		
2010 Households	87,027	177,751
2010 Average Household Size	2.49	2.58
2020 Households	97,428	188,906
2020 Average Household Size	2.45	2.51
2023 Households	100,780	191,865
2023 Average Household Size	2.45	2.49
2028 Households	104,064	194,947
2028 Average Household Size	2.44	2.47
2023-2028 Annual Rate	0.64%	0.32%
2010 Families	55,556	120,265
2010 Average Family Size	3.06	3.11
2023 Families	61,526	124,245
2023 Average Family Size	3.09	3.08
2028 Families	63,158	125,433
2028 Average Family Size	3.08	3.06
2023-2028 Annual Rate	0.52%	0.19%
Housing Unit Summary		
2000 Housing Units	78,063	171,881
Owner Occupied Housing Units	61.2%	64.6%
Renter Occupied Housing Units	31.5%	26.1%
Vacant Housing Units	7.4%	9.3%
2010 Housing Units	93,656	195,917
Owner Occupied Housing Units	60.4%	63.1%
Renter Occupied Housing Units	32.5%	27.6%
Vacant Housing Units	7.1%	9.3%

* The Lafayette MSA includes Acadia, Iberia, Lafayette, St. Martin, and Vermilion Parishes.

**Demographic Snapshot data represent 2022 estimates by Esri. 2020 Census figures are available in limited form by contacting our offices



Economic Indicators



Demographic Snapshot: Description	Lafayette Parish	Lafayette MSA*
Housing Unit Summary		
2023 Housing Units	112,816	218,606
Owner Occupied Housing Units	59.2%	61.5%
Renter Occupied Housing Units	30.1%	26.3%
Vacant Housing Units	10.7%	12.2%
2028 Housing Units	116,429	221,179
Owner Occupied Housing Units	59.9%	61.9%
Renter Occupied Housing Units	29.5%	25.8%
Vacant Housing Units	10.6%	12.3%
Median Household Income		
2023	\$59,213	\$54,965
2028	\$66,220	\$61,130
Median Home Value		
2023	\$221,509	\$188,973
2028	\$260,505	\$232,614
Per Capita Income		
2023	\$36,987	\$32,390
2028	\$42,235	\$37,049
Median Age		
2010	33.4	34.6
2023	36.6	37.5
2028	37.7	38.7
2023 Households by Income		
Household Income Base	100,766	191,851
< \$15,000	14.1%	14.4%
\$15,000-\$24,999	8.1%	10.0%
\$25,000-\$34,999	9.1%	9.2%
\$35,000-\$49,999	10.1%	11.8%
\$50,000-\$74,999	18.5%	17.3%
\$75,000-\$99,999	10.1%	11.7%
\$100,000-\$149,999	13.6%	13.6%
\$150,000-\$199,999	8.6%	6.7%
\$200,000+	7.8%	5.5%
Average Household Income	\$91,431	\$81,494



Economic Indicators



Demographic Snapshot: Description	Lafayette Parish	Lafayette MSA*
2028 Households by Income		
Household Income Base	100,766	194,933
< \$15,000	14.1%	13.4%
\$15,000-\$24,999	8.1%	8.3%
\$25,000-\$34,999	9.1%	8.2%
\$35,000-\$49,999	10.1%	10.9%
\$50,000-\$74,999	18.5%	17.1%
\$75,000-\$99,999	10.1%	12.3%
\$100,000-\$149,999	13.6%	14.8%
\$150,000-\$199,999	8.6%	8.5%
\$200,000+	7.8%	6.4%
Average Household Income	\$91,431	\$92,537
2023 Owner Occupied Housing Units by Value		
Total	66,826	134,374
< \$50,000	7.3%	11.0%
\$50,000-\$99,999	9.2%	13.9%
\$100,000-\$149,999	8.6%	11.7%
\$150,000-\$199,999	17.4%	17.2%
\$200,000-\$249,999	17.5%	14.7%
\$250,000-\$299,999	12.0%	10.2%
\$300,000-\$399,999	11.7%	10.7%
\$400,000-\$499,999	6.9%	4.8%
\$500,000-\$749,999	7.3%	4.5%
\$750,000-\$999,999	1.1%	0.7%
\$1,000,000-\$1,499,999	1.1%	0.7%
\$1,500,000-\$1,999,999	0.0%	0.0%
\$2,000,000+	0.0%	0.0%
Average Home Value	\$262,522	\$220,677
2028 Owner Occupied Housing Units by Value		
Total	69,731	137,594
< \$50,000	3.8%	6.6%
\$50,000-\$99,999	4.6%	7.8%
\$100,000-\$149,999	5.4%	8.2%
\$150,000-\$199,999	15.5%	16.8%



Economic Indicators



Demographic Snapshot: Description	Lafayette Parish	Lafayette MSA*
2028 Owner Occupied Housing Units by Value (cont'd)		
\$200,000-\$249,999	17.7%	16.1%
\$250,000-\$299,999	14.5%	13.4%
\$300,000-\$399,999	14.9%	14.8%
\$400,000-\$499,999	9.2%	6.8%
\$500,000-\$749,999	9.5%	6.1%
\$750,000-\$999,999	1.9%	1.3%
\$1,000,000-\$1,499,999	3.2%	2.0%
\$1,500,000-\$1,999,999	0.0%	0.0%
\$2,000,000+	0.0%	0.0%
Average Home Value	\$326,314	\$277,756
2010 Population by Age		
Total	221,578	466,750
0-4	7.1%	7.3%
5-9	6.6%	7.0%
10-14	6.7%	7.1%
15-24	16.6%	15.1%
25-34	15.4%	14.0%
35-44	12.5%	12.5%
45-54	14.2%	14.6%
55-64	10.7%	11.0%
65-74	5.6%	6.3%
75-84	3.5%	3.7%
85+	1.2%	1.3%
18+	75.5%	74.2%
2023 Population by Age		
Total	249,400	483,381
0-4	6.2%	6.3%
5-9	6.4%	6.7%
10-14	6.5%	6.7%
15-24	13.0%	12.2%
25-34	15.4%	14.5%
35-44	13.9%	13.5%
45-54	11.2%	11.4%
55-64	12.2%	12.8%
65-74	9.3%	9.8%
75-84	4.3%	4.6%
85+	1.5%	1.5%
18+	77.3%	76.7%



Economic Indicators



Demographic Snapshot: Description	Lafayette Parish	Lafayette MSA*
2010 Population by Sex		
Males	108,156	227,984
Females	113,422	238,766
2023 Population by Sex		
Males	122,649	237,889
Females	126,751	245,492
2028 Population by Sex		
Males	125,760	239,627
Females	130,758	247,836
2010 Population by Race/Ethnicity		
Total	221,578	466,750
White Alone	69.4%	70.6%
Black Alone	25.8%	24.9%
American Indian Alone	0.3%	0.3%
Asian Alone	1.5%	1.5%
Pacific Islander Alone	0.0%	0.0%
Some Other Race Alone	1.4%	1.2%
Two or More Races	1.6%	1.5%
Hispanic Origin	3.9%	3.1%
Diversity Index	49.3	47.2
2023 Population by Race/Ethnicity		
Total	249,400	483,381
White Alone	62.7%	65.1%
Black Alone	25.4%	24.7%
American Indian Alone	0.4%	0.4%
Asian Alone	2.2%	1.9%
Pacific Islander Alone	0.0%	0.0%
Some Other Race Alone	3.0%	2.4%
Two or More Races	6.2%	5.4%
Hispanic Origin	7.1%	5.7%
Diversity Index	59.8	56.4



Economic Indicators



Demographic Snapshot: Description	Lafayette Parish	Lafayette MSA*
2028 Population by Race/Ethnicity		
Total	256,518	487,463
White Alone	61.5%	63.9%
Black Alone	25.7%	24.9%
American Indian Alone	0.4%	0.4%
Asian Alone	2.4%	2.1%
Pacific Islander Alone	0.0%	0.0%
Some Other Race Alone	3.2%	2.7%
Two or More Races	6.8%	6.0%
Hispanic Origin	7.8%	6.3%
Diversity Index	61.4	58.1
2010 Population by Relationship and Household Type		
Total	221,578	466,750
In Households	97.7%	98.2%
In Family Households	79.1%	82.7%
Householder	25.1%	25.8%
Spouse	17.2%	17.6%
Child	31.4%	33.5%
Other relative	3.1%	3.3%
Nonrelative	2.4%	2.5%
In Nonfamily Households	18.5%	15.5%
In Group Quarters	2.3%	1.8%
Institutionalized Population	1.0%	1.1%
Noninstitutionalized Population	1.3%	0.7%
2023 Population 25+ by Educational Attainment		
Total	169,081	328,985
Less than 9th Grade	2.9%	4.1%
9th-12th Grade, No Diploma	6.6%	8.3%
High School Graduate	25.7%	31.3%
GED/Alternative Credential	4.4%	5.9%
Some College, No Degree	18.0%	16.8%
Associate Degree	6.4%	7.2%
Bachelor's Degree	24.3%	18.3%
Graduate/Professional Degree	11.8%	8.1%



Economic Indicators



Demographic Snapshot: Description	Lafayette Parish	Lafayette MSA*
2023 Population 15+ by Marital Status		
Total	201,621	388,052
Never Married	35.4%	34.1%
Married	49.9%	50.3%
Widowed	5.3%	5.7%
Divorced	9.4%	10.0%
2023 Civilian Population 16+ in Labor Force		
Civilian Employed	95.5%	94.8%
Civilian Unemployed (Unemployment rate)	4.5%	5.2%
2023 Employed Population 16+ by Industry		
Total	126,314	231,425
Agriculture/Mining	5.7%	6.8%
Construction	6.1%	7.1%
Manufacturing	5.0%	6.4%
Wholesale Trade	2.3%	2.2%
Retail Trade	11.2%	11.7%
Transportation/Utilities	4.7%	5.3%
Information	1.4%	1.2%
Finance/Insurance/Real Estate	5.8%	5.4%
Services	54.3%	49.7%
Public Administration	3.5%	4.1%
2023 Employed Population 16+ by Occupation		
Total	126,314	231,425
White Collar	64.9%	58.9%
Management/Business/Financial	17.2%	15.8%
Professional	27.0%	22.4%
Sales	10.4%	9.8%
Administrative Support	10.3%	10.8%
Services	15.3%	16.1%
Blue Collar	19.8%	25.0%
Farming/Forestry/Fishing	0.1%	0.3%
Construction/Extraction	5.8%	7.2%
Installation/Maintenance Repair	2.9%	4.1%



Economic Indicators



Demographic Snapshot: Description	Lafayette Parish	Lafayette MSA*
2023 Employed Population 16+ by Occupation		
Production	4.1%	5.4%
Transportation/Material Moving	6.9%	8.1%
2010 Population By Urban/Rural Status		
Total Population	221,578	466,750
Population Inside Urbanized Area	91.7%	54.1%
Population Inside Urbanized Cluster	0.0%	18.4%
Rural Population	8.3%	27.5%
2010 Household by Type		
Total	87,027	177,751
Households with 1 Person	27.8%	25.8%
Households with 2+ People	72.2%	74.2%
Family Households	63.8%	67.7%
Husband-Wife Families	43.7%	46.3%
With Related Children	20.2%	21.1%
Other Family (No Spouse Present)	20.2%	21.4%
Other Family with Male Householder	5.1%	5.5%
With Related Children	3.0%	3.3%
Other Family with Female Householder	15.0%	15.9%
With Related Children	10.3%	11.0%
Nonfamily Households	8.4%	6.5%
All Households with Children	33.9%	36.0%
Multigenerational Households	3.5%	4.4%
Unmarried Partner Households	7.4%	7.5%
Male-Female	6.6%	6.8%
Same-Sex	0.8%	0.7%
2010 Households by Size		
Total	87,027	177,751
1 Person Household	27.8%	25.8%
2 Person Household	32.3%	31.9%
3 Person Household	17.3%	17.7%



Economic Indicators



Demographic Snapshot: Description	Lafayette Parish	Lafayette MSA*
2010 Households by Size		
4 Person Household	13.5%	14.0%
5 Person Household	5.9%	6.7%
6 Person Household	2.1%	2.5%
7+ Person Household	1.0%	1.4%
2010 Households by Tenure and Mortgage Status		
Total	87,027	177,751
Owner Occupied	65.0%	69.6%
Owned with a Mortgage/Loan	41.7%	39.6%
Owned Free and Clear	23.3%	30.0%
Renter Occupied	35.0%	30.4%
2010 Housing Units by Urban/Rural Status		
Total	93,656	195,917
Housing Units Inside Urbanized Area	92.1%	54.2%
Housing Units Inside Urbanized Cluster	0.0%	18.4%
Rural Housing Units	7.9%	27.3%
Top 3 Tapestry Segments		
1.	Middleburg (4C)	Middleburg (4C)
2.	Workday Drive (4A)	Economic BedRock (10C)
3.	In Style (5B)	Southern Satellites (10A)
Definitions		
Workday Drive (4A)		
Average Household Size	2.97	
Median Age	37.0	
Median Household Income	\$90,500	
Middleburg (4C)		
Average Household Size	2.75	
Median Age	36.1	
Median Household Income	\$59,800	
In Style (5B)		
Average Household Size	2.35	
Median Age	42.0	
Median Household Income	\$73,000	



Economic Indicators



Demographic Snapshot: Description	Lafayette Parish	Lafayette MSA*
Definitions		
Southern Satellites (10A)		
Average Household Size	2.67	
Median Age	40.3	
Median Household Income	\$47,800	
Economic BedRock (10C)		
Average Household Size	2.54	
Median Age	41.3	
Median Household Income	\$42,100	
2023 Customer Spending		
Apparel & Services: Total	\$191,222,862	\$319,084,382
Average Spent	\$1,897.43	\$1,663.07
Spending Potential Index	86	76
Education: Total	\$145,860,223	\$229,015,126
Average Spent	\$1,447.31	\$1,193.63
Spending Potential Index	81	67
Entertainment/Recreation	\$326,896,933	\$567,845,822
Average Spent	\$3,243.67	\$2,959.61
Spending Potential Index	86	78
Food at Home: Total	\$590,414,810	\$1,036,909,370
Average Spent	\$5,858.45	\$5,404.37
Spending Potential Index	86	79
Food Away from Home: Total	\$326,705,503	\$556,257,758
Average Spent	\$3,241.77	\$2,899.21
Spending Potential Index	87	78
Health Care: Total	\$650,081,019	\$1,176,358,588
Average spent	\$6,450.50	\$6,131.18
Spending Potential Index	88	83
HH Furnishings & Equipment: Total	\$257,344,414	\$439,008,712
Average Spent	\$2,553.53	\$2,288.11
Spending Potential Index	86	77
Personal Care Products & Services: Total	\$83,527,149	\$138,838,047
Average Spent	828.81	\$723.62
Spending Potential Index	87	76
Shelter: Total	\$2,114,122,210	\$3,463,798,989
Average Spent	\$20,977.60	\$18,053.31
Spending Potential Index	85	73
Support Payments/ Cash Contributions/ Gifts in Kind: Total \$	\$274,357,730	\$476,982,411
Average Spent	\$2,722.34	\$2,486.03
Spending Potential Index	87	79



Economic Indicators



Demographic Snapshot: Description	Lafayette Parish	Lafayette MSA*
2023 Customer Spending		
Travel: Total \$	\$193,851.073	\$323,586,003
Average Spent	\$1,923.51	\$1,686.53
Spending Potential Index	85	75
Vehicle Maintenance & Repairs: Total \$	\$117,015,143	\$205,232,256
Average Spent	\$1,161.09	\$1,069.67
Spending Potential Index	89	82



211 E Devalcourt Street
Lafayette, LA 70506-1421
Phone: 337-593-1400
Fax: 337-234-3009
www.lafayette.org